



WARNING


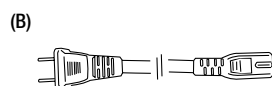
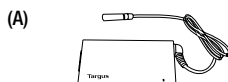
DO NOT FORCE THE POWER TIP INTO THE POWER CONNECTOR ON YOUR LAPTOP. THE CORRECT POWER TIP WILL FIT SMOOTHLY INTO THE SOCKET.

Introduction

Thank you for purchasing the Targus Charger for Ultrabook and Slim Laptops.

Contents

- (A) Targus 65W Universal Laptop Charger
- (B) AC Power Cord
- (C) User Guide
- (D) 5 Laptop/Ultrabook Power Tips:
3H1, 3L, 3O, 3X6, and 3Z



Electrical Rating
Laptop Charger (65 watt AC adapter)
Input: 100V-240VAC, 50-60Hz, 1.8A
Output: 19.5 VDC, 3.33A, 65W max

Charging Your Laptop

1. Attach the AC Power Cord to the Targus Charger and plug the AC Power Cord into a nearby wall socket.
2. Find the right tip for your laptop.
 - Find your laptop brand in the "Laptop Manufacturer" column in the table below.
 - Identify the tip(s) listed in the "Compatible Power Tip(s)" column in the table below and test fit the tip in your laptop. (If one of the tips does not fit smoothly into your laptop, **do not force it**. Your model may require a different tip, so call our compatibility hotline or check our website.)
 - Connect the correct power tip to the round cord attached to the Targus Charger for laptops.
3. Once you have connected the correct power tip for your Laptop to the Targus Charger, simply plug it into your Laptop. Charging will begin immediately.

Laptop Manufacturer	Compatible Power Tips(s)*
ACER	3L
ASUS	3Z, 3L
HP	3O, 3H1
LENOVO	3X6
SAMSUNG	3L

*All tips listed are for laptops that require 18V to 20V. If your laptop requires ≤ 16 volts, it will not work with this charger. If you have any doubts, please check the compatibility at targus.com or call our Compatibility Hotline.

Compatibility Hotline

For the fastest method to find the tip you need, please call us toll-free.

1-866-721-4805

24 hours a day, 7 days a week.

* Information listed above illustrates common compatibility with various laptop models sold at the date of printing. It is impossible to ensure 100% coverage. For further information or if you have any doubts, we are happy to help. Please check compatibility at <http://targus.com/us/tip-configurator> or call our Compatibility Hotline.

TIPS FROM TARGUS!

Register your Targus Charger today and take advantage of our Tips from Targus! program:

- Get Free Tips¹ for future laptops, replace a lost or missing tip, or request extra tips

To register, visit our website at <http://www.targus.com>

¹Shipping and handling fees may apply.

Technical Support

For technical questions, please visit:

US	Internet: http://targus.com/us/support
Australia	Internet: http://www.targus.com/au/support Email: infoaust@targus.com Telephone: 1800-641-645
New Zealand	Telephone: 0800-633-222

Product Registration

Targus recommends that you register your Targus accessory shortly after purchasing it.

Go to: http://targus.com/us/product_registration

You will need to provide your full name, email address, country of residence, and product information.

ONE YEAR WARRANTY

We pride ourselves on the quality of our products.

For complete warranty details and limitations, a list of our worldwide offices, please visit www.targus.com.

Targus product warranty does not cover any device or product that is not manufactured by Targus (including, but not limited to, laptops, smartphones, devices, or any other product that may be used in connection with the Targus product).

AUSTRALIAN AND NEW ZEALAND CONSUMERS ONLY

Thank you for your purchase. Targus warrants to the original purchaser that its products are free from defects in materials and workmanship and, during the specified warranty period, lasts as long as the original purchaser owns the product. The warranty period is stated on the packaging or in documentation provided with this Targus product. Targus' Limited Product Warranty excludes damage caused by accident, neglect, abuse, misuse, improper care, normal wear and tear, ownership transfer, or alteration. The limited warranty also excludes any product that is not manufactured by Targus (including, without limitation, laptops, smartphones, devices, tablets, or any other non-Targus item) that is used in connection with the Targus product.

In the event that the Targus product has a defect in materials or workmanship Targus will, after receiving a warranty claim and inspecting the product, at its discretion, do one of the following: repair, replace, or refund with the same or a similar product (or part) of no lesser quality and ship it to the original purchaser at Targus' expense. As part of this inspection, proof of purchase will be required. There is no charge for inspection. To make a warranty claim, please contact Targus Australia or New Zealand (see details below), or return the product to the

place of purchase. The original purchaser must bear the cost of the delivery to Targus.

Under Australian and/or New Zealand Consumer Laws, in addition to any warranty Targus gives, our products come with guarantees that cannot be excluded. You are entitled to a replacement or refund for a major failure and compensation for any other reasonably foreseeable loss or damage. You are entitled to have the products repaired or replaced if they fail to be of acceptable quality and the failure does not amount to a major failure.

For any warranty question, contact Targus Australia Pty. Ltd. (i) by mail at Suite 2, Level 8, 5 Rider Boulevard, Rhodes NSW 2138, by phone AUS 1800 641 645 or NZ 0800 633 222 or by Email: infoaust@targus.com. For additional information, check out our website at targus.com/au/warranty.

Regulatory Compliance

This device complies with Part 15 of the FCC Rules. Operation is subject to the following two conditions: (1) This device may not cause harmful interference, and (2) This device must accept any interference received, including interference that may cause undesired operation.

FCC Statement

Tested to Comply

This equipment has been tested and found to comply with the limits of a Class B digital device, pursuant to Part 15 of the FCC Rules. These limits are designed to provide reasonable protection against harmful interference in a residential installation. This equipment generates, uses, and can radiate radio frequency energy and if not installed and used in accordance with the instructions, may cause harmful interference to radio communications. However, there is no guarantee that interference will not occur in a particular installation. If this equipment does cause harmful interference to radio or television reception, which can be determined by turning the equipment off and on, the user is encouraged to try to correct the interference by one or more of the following measures:

- Reorient or relocate the receiving antenna;
- Increase the separation between the equipment and receiver;
- Connect the equipment into an outlet on a circuit different from that to which the receiver is connected; and/or
- Consult the dealer or an experienced radio/TV technician for help.

Changes or modifications not authorized by Targus void the user's authority to operate this product.

Declaration of Conformity

Hereby, Targus, declares that this device is in compliance with the essential requirements and other relevant provisions of Directive 2014/30/EU.

